



Balcones Forge Dispatch

President's Corner

September 2013



September 5, 2013

Wow, finally a little break in the heat. I took off early this morning to deliver a brand new Vulcan Coal Fire Pot to John Crouchet. The temperature when I went out this morning was 74 degrees. When I got up north of San Antonio, it hit 72. That sure felt good. Now if we

could just get a little relief during the day, that would be great.

On August 24th we met at Hays County Barbeque in San Marcos. We had a business meeting followed by a board meeting. We are moving toward having our ten forging stations. As mentioned above, I picked up one fire pot and we have nine more ordered. John is working on the design of the stands as well as possible production. We are still in need of hand cranked blowers, anvils and leg vises for each station. If anyone has any of these lying around, we would be happy to put them to good use.

I hope you have all made your plans for the September meeting. It will be in Oldenburg, Texas, Thursday, October 3 through Sunday, October 6. This will be the Ore to Axe demonstration with Balcones Forge, HABA, North Texas Blacksmith Assoc. and LAMA all working together. Please bring your "Iron in the Hat" to help fund the weekend. If you have never been there, HABA has a very nice pavilion that they set up under for the blacksmiths. The significant others have miles and miles of junk (oops, sorry) antiques and collectibles for their browsing and shopping pleasure.

Saturday, October 26th we will be meeting in Devine, Texas. The theme for this meeting will be the Frederick's Cross. I will demonstrate how it is done. Jerry Achterberg will be bringing some very impressive crosses that he has made. If you have any crosses that you would like to show off, this would be a good time to do it. We will serve Barbeque with all the trimmings.

Meeting Date is October 5



Officers

President

Jerry Whitley

jerry.whitley@ymail.com

210/288-3961

Vice-President

Matt Czosnek

mattczosnek@gmail.com

512/609-9724

Treasurer

Rudy Billings

Rudy@BalconesForge.org

512/461-7375

Secretary

Laurie Wicker

lrwicker@gmail.com

512/383-0874



Editor

Vince Herod

spotteddogforge@yahoo.com

512/253-6045

President's message continued from page 1

It doesn't look like November at Centaur Forge in New Braunfels is going to work out. Matt will keep you posted on the plans for November and December.

Balcones Forge is doing great things. When all of the plans are complete, we will have ten forging stations and a place to set up. We are asking that you bring "Iron in the Hat" to our meetings and please support the auctions. All of this along with the quality of demonstrators that we have had cost money.

We have Mark Aspery returning again to the 2014 Bluebonnet Demo.

Be sure to check out the following article
Blade Magazine article – November 2013
Features: James Helm with his Neo-Tribal Utility
Knife.
Author: MSG Kim Breed 5th Special Forces
(retired)

Happy Forging,
Jerry Whitley
President, Balcones Forge

P.S. Don't forget to like Balcones Forge on Facebook. We use it to help keep you informed.

IRON SMELT DETAILS

Go to the Balcones Forge Website and click on the "Next Meeting" tab. Then click where it tells you to and you will be taken to seven pages of detailed information, or type in:

<http://www.habairon.org/Forgefest13/HABA%20October%20Meeting%20-%20Forge%20Fest%202013.pdf>

The Balcones Forge Newsletter is written by the editor except as noted. Balcones Forge, it's officers, members, contributors, editors and writers specifically disclaim any responsibility, or liability for any damage, or injury as a result of the use of any information published in the newsletter or demonstrated at a meeting or conference. Every effort is made to insure the accuracy and safety of information provided but the use by our members and readers of any information published herein or provided at meetings is solely at the user's own risk.

UPCOMING BALCONES EVENTS

September- Date will be October 5th in Oldenburg, Texas. This is another event where we will work with HABA and North Texas Blacksmiths. The cupolas will be built and the charcoal made. We will have an iron smelt and each group should return home with 10 to 20 pounds or wrought iron from the bloom. This will be one that you do not want to miss.

October 26- Whitley's in Devine, Texas
I know it is far for many. We have room for those that may want to bring an RV or tent. It is okay to show up on Friday (might get some extra forge time in) and if the after party goes too long and strong, stay until Sunday. We are planning to barbecue again and maybe even take a field trip to Stroud's Blacksmith Shop in Devine.

November and December are still in the works.

WWW.HABAIRON.COM

(check it out)

BALCONES FORGE BOARD OF DIRECTORS

Jerry Achterberg
Rudy Billings, Treasurer
Matt Czosnek, Vice President
John Crouchet
Jim Elliot
Vince Herod, Editor
Tom Lupton
Jerry Whitley, President
Laurie Wicker, Secretary

Bringing Back *Iron in the Hat*

Iron in the Hat is an old blacksmith tradition and it looks like its time has come again! At meetings of iron bangers across the country, expenses are often paid by auctioning off small tools, interesting bits of iron or tool steel, or even finished iron work, all donated by the very same blacksmiths who are bidding! Yes, it's a an odd tradition, but blacksmiths have never been known for doing things like everybody else does them!

If you have been to any Balcones Forge meetings lately, then you are well aware that our major focus has been on building up a set of ten coal forges, anvils, leg vises, and hand-cranked blowers to use for our annual Bluebonnet Demo hands-on seminars and for teaching and demonstrating anywhere and everywhere throughout the year. Our immediate goal is to have ten coal forges ready to go in time for the triumphant return of Mark Aspery this coming April.

Mark has graciously agreed to conduct all-day, hands-on blacksmithing classes in the days before the big demo, teaching the fine points and techniques of joinery and coal forge operation. Of course, this is a fantastic opportunity for us all to learn from a true master!

Ten new forges is a tall order. We expect to spend some serious money in the next few months in order to get this done. We have a plan, and now we need some MONEY!

Oh, yeah, that brings us back to Iron in the Hat. Please bring something for the auction to each meeting. (Yes, we will do this every meeting.) Also, bring a little pocket money. You never know what goodies may appear! If we all get behind this, we can raise some real cash and make some of these blacksmithing dreams come true. Keep us in mind and THANKS!

John Crouchet

HOFFI CLASSES

Descriptive Version:
A BLACKSMITH'S OCTOBER

Toolmaking, Ergonomic Hand Hammering, Power Hammer Work, and Demonstrations with URI HOFI. October 9-20 at the Center for Metal Arts in the Village of Florida, NY

We have some unexpected news about the return of Uri Hofi to the USA this October in memory of Ed Mack, and we want to get the word out to any smith who ever wanted to take a Hofi workshop. These are hands-on, small group workshops, plus one Columbus Day festival at the Center for Metal Arts. Below is a short calendar version, plus a longer descriptive version of the Hofi workshops. Registration is online at:

www.centerformetalarts.com

We are happy to help with lodging and other questions.

Many thanks,
Rhoda Mack
Center for Metal Arts, 44 Jayne St. Florida NY
10921
(845) 651-7550

SHORT CALENDAR VERSION:

October 9-11: Ergonomic Hand Hammer Workshop with Uri Hofi at the Center for Metal Arts, Florida NY.

October 12-13: Toolmaking Weekend with Uri Hofi at the Center for Metal Arts, Florida NY.

October 14: Ironfest and Demonstrations with Uri Hofi at the Center for Metal Arts, Florida NY.

October 16-18: Ergonomic Hand Hammer Workshop with Uri Hofi at the Center for Metal Arts, Florida NY.

October 19-20: Power Hammer Weekend with Uri Hofi at the Center for Metal Arts, Florida NY.

Since Hofi's last session in the USA in 2006 he has reinvented the German blacksmithing programs with his innovative techniques, taught and demonstrated in Europe and at home in Israel. Now Hofi returns one more time to this side of the Atlantic for a celebration of the forge with 5 events to choose from in two powerhouse weeks of workshop intensives. If you ever wanted to learn with Hofi, if you want to know how to turn your hammer hand into a power stroke, if you want to learn how to make the power hammer more efficient, if you want to develop your toolmaking, here is your chance to do it without an overseas flight. The Center for Metal Arts has set up these classes to give you the most choice and flexibility; mix and match these five sessions to fit your schedule.

Oct 9-11: Ergonomic Hand Hammer Workshop with Uri Hofi (Wednesday - Friday)

Three days of demonstration and hands-on time. Learn the efficient power stroke hammer swing to protect your body from repetitive motion injuries, different uses of the hammer and anvil surface, and the most productive ways to go about moving metal. Hofi looks at process and thinks about a faster or easier way to achieve the same outcome. If you've heard that "Get it hot and hit it hard" sums up blacksmithing, this class can boost your productivity and save your swinging arm for years ahead. A condensed and intensive version of Hofi's 5-day course. Hands-on forging on the Hofi anvil base and tooling. Limited to 10 participants. \$600 covers materials, a copy of Hofi's sketchbook on hand hammering, and 3 days that can teach you how to work with your body, the hammer and a little physics to be a more productive smith

Oct 12-13: Advanced Toolmaking Weekend with

Uri Hofi (Saturday - Sunday)

Since his last sessions here, Hofi has been invited to re-engineer the traditional German metal arts education, and he has further developed his course in Toolmaking. In this 2-day weekend session you will make some of those tools to take home with you, and learn how to take your tool-making skills back to your own workspace. Limited to 5 participants. \$550 includes tool steel and other materials.

Oct 14: Columbus Day Ironfest and Demos with Uri Hofi (Monday)

Uri Hofi is modeling this holiday Ironfest after a one-day program he has done in Europe. There will be demos of ergonomic hand hammering, and use of the power hammer, interspersed with vintage Hofi stories, lunch with Hofi, and other festivities. Come for the day and stay for the ceremonial Ringing of the Anvil. \$60 for the day includes lunch. Please register ahead to secure a spot.

Oct 16-18: Ergonomic Hand Hammer Workshop with Uri Hofi (Wednesday - Friday)

A repeat of the October 9-11 workshop.

Oct 19-20: Power Hammer Weekend with Uri Hofi (Saturday - Sunday)

Uri Hofi's traditional 5-day class is condensed into 2 days. Work with the combination and radius dies, designed for their aggressive bite and their use in free-form forging. Demonstrations of techniques and elements, and plenty of hands-on time to try your own hand at the power hammer. Limited to 5 participants. \$550 includes a copy of Hofi's sketchbook on power hammer work, and materials.

Registration is online at:
www.centerformetalarts.com,
or call (845) 651-7550 for more information.

JERRY DARNELL'S BOOK

To all Blacksmiths,

If you are a Blacksmith and like Colonial Iron Work, I suggest that you get a copy of Master Blacksmith, Teacher, Friend, Mentor, and Member of Old Dominion Blacksmith Association Jerry Darnell's (from Seagrove, NC) first new book. It contains copies of his notes on how to make 63 different Colonial Iron Work pieces and is here finally after years of us bugging him to put his notes in a book and it was worth the wait. L.T. Skinnell and I picked up 40 books last Friday at Jerry's that ODBSA members ordered.

* Taken from Jerry Darnell's Web site:


My new book Forging Colonial Ironwork is finally here. It is a compilation of over 22 years of teaching notes at the folk school and various conferences thru out the US. It has about 120 pages both sides, divided into 4 chapters Colonial Lighting, 18th Century Hearth Equipment, Early American Hardware and Hooks and Hangers. There is a mix of projects from simple to advanced. If it is well received I'll have the next two volumes of notes printed. The cost is \$20.00 plus 6.75% tax and \$10.00 for shipping and handling. Send a check to me or visa/master by phone.

May be ordered by phone or e-mail or you may visit the salesroom weekly from 10 to 5 and on Sat. 9:30-5:00

www.millcreekforge.com

Mill Creek Forge
4512 Busbee Road Seagrove, NC 27341
E-mail forge_on@rtmc.net
Phone:
(910) 464-3888 (Shop)
(910) 464-2636 (House)

Good Smithing,
Bobby Floyd
Pres. Old Dominion Blacksmith Association



Summer 2013

The Artist's Blacksmith Association of North America

"The Bridge Anvil" is the Affiliate Newsletter from ABANA to better enhance and "Bridge" the continuing relationship between ABANA and its Affiliates. The goal is to better forge a future for the blacksmithing community through constant communication, discussion, and sharing of ideas.

I have recently talked with several of the older members of ABANA; and also one of our founding fathers, Dimitri Gerakaris.

Our last issue of the Anvil's Ring (summer 2013) has been a great improvement over past issues. However, that said, there is still room for improvement. The Ring and all the hullabaloo that goes with it; I mean the people who like it and the people who don't, remind me of a job I once had.

Several years ago, I had a job that encompassed the designing and making of a retirement plaque for a devoted employee with 30 years of service at a Credit Union. Although the final design chosen after many meetings, was a forged tree with hammered leaves and all 66 members of the workforce had to have their names engraved on those leaves, I learned one thing for sure. Don't ever take a job where you have to please more than two people at one time.

Now, what does that have to do with ABANA, and the precious Anvil's Ring we all look forward to receiving? First of all, you can't please all the people all the time. Secondly, each of us must remember we are all part of a whole. Unless each and every individual contributes something to ABANA; ie, an article, a finished project with quality photographs, maybe our time as a teacher, something, just get involved. Think of ABANA as an ant colony or a bee hive. Each member has his or her duty towards the success of the whole.

Don't leave everything up to your Board of Directors. For our part, we try to make the right decisions. Our new Anvil's Ring editor is doing a great job, and she is there mostly because of Amy Pieh's insistence on giving her a chance. The Board wants to see ABANA prosper, wants to see the Ring as a class act, wants to see new members and more communication between us, (the Board), and the affiliate chapters. But that's not possible unless each and every member gets involved.

I, personally, am sending in three new articles. Help me by doing your part.

Ray Nager
Affiliate Chair
ABANA Board of Directors.

RayNager@abana.org

867 Morning Star Dr.
Lakeland, Florida 33810
863-398-4995
863-213-4043 Fax

From the President

Dear Members,

ABANA is 40 years old and we had a great convention in Columbus, Georgia to celebrate it! I thought this would be a good time for you to hear from our 2nd Vice President and founding member, Peter Renzetti.

Thank You,

David Hutchison

Communication and Sharing

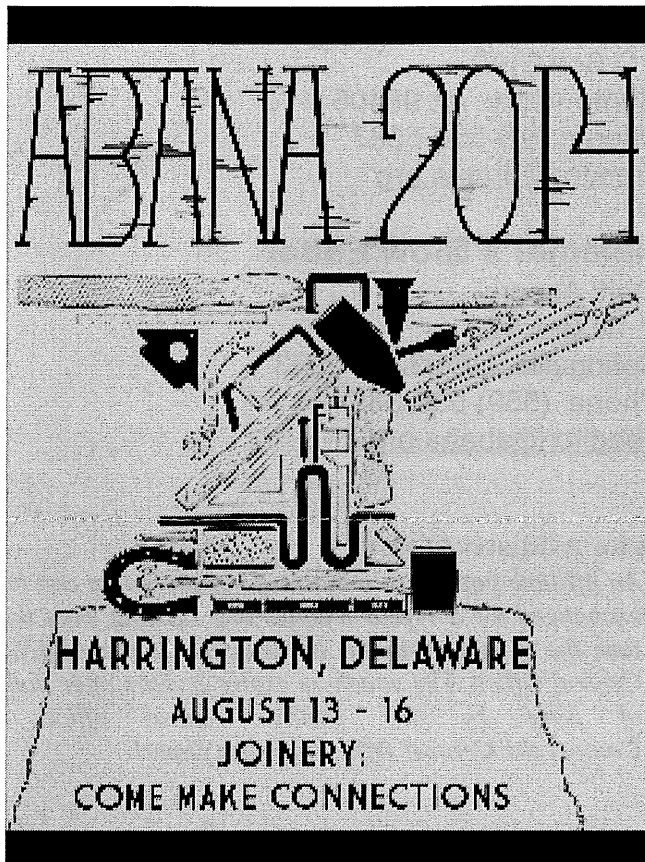
Well, here we are, after celebrating the 40th anniversary of ABANA on March 17, 2013; we look to our future with enthusiasm. At the convention, seven of the original “founding fathers” were able to attend. We installed a plaque on the forge door commemorating the event. The remembrances of our founding days and what inspired us to dive in deeper to discovery and sharing was very uplifting. The weather was perfect, as if we were blessed, and the demonstrations and presentations were inspiring. There were over 200 attendees at the Westville, GA site, with local groups demonstrating as well. The banquet had over 100 people with good food, great conversations, and wonderful memories to share. Sadly, as time goes on, there will be less of us founders to pass on what we know, and share what was given to us. I was, and am, very proud to be one of the founding members. And I am doing my best to serve ABANA as a board member. I also think of ABANA as a team. We have to work together to advance ourselves and others. To promote, practice, and share all that we have for the future of the craft. Communication is the key to any successful endeavor. We are here to serve the membership with information, resources, guidance, and inspiration. We ask that you, the members, share with us your ideas, tips of the trade, and articles of interest. Also, please share what (or who) inspired you to further your knowledge of the smithing trade. We are working hard to improve and upgrade our website and resource network. We ask that you share what you have so that we can make it available to us all. Actively participating by sharing and passing on your inspiration (along with your renewal membership) is the glue that holds us together. As the old saying goes, “united we stand, divided we fall.” Sometimes a few well-thought words mean more than volumes. My favorite is, “the more we share, the more we have.” What is really neat is that it works just as well in reverse—“the more we have, the more we share.” So take a few minutes, think about our team, send in your dues, articles to share, ideas, etc. —and tell us what is on your mind. We’ll listen and pass it on!!

Cheers,

Peter A. Renzetti

‘The Unknown Blacksmith’

ABANA Conference



Conference Details Here:

www.abana.org/2014

ABANA 2014 Conference planning is under way. The only thing that can make this better is affiliate representation in the gallery, sponsor support, banner displays, and much more. Affiliates are encouraged to set up an information table, at no cost, to share with everyone what you are doing. Feel free to bring your "colors" and display your banner too.

As always, we need sponsors (individuals and organizations) to all aspects of the conference. With a monetary donation you can sponsor a demonstrator, tent, gallery, set up crew, or anything you think is representative of your affiliate. There are some specific amounts for certain aspects, but ABANA wants any support you can give. Your Affiliate name will be proudly displayed in the area of your support along with a listing in the conference booklet.

Please contact Bill Clemens or David Hutchison if you are interested in supporting the conference: billclemens@abana.org -- (570) 239-6439. davidhutchison@abana.org - (410) 310-3347

Much Needed Website Upgrades:

Jeff Dunkelberger, and the internet committee have been hard at work updating, fixing, and re-organizing abana.org. We hope to be up and running on a new Platform by this Fall. Please encourage your members to take a minute or two and visit the site and send us your ideas and suggestions.

<http://www.abana.org/>

ABANA Grants and Loans

ABANA Provides Funds for Both Individuals:

http://www.abana.org/downloads/abana_scholarship.pdf

and Affiliates:

http://www.abana.org/downloads/aff_grant.pdf

ABANA Insurance Program

ABANA has arranged for Insurance to meet the needs of self-employed Blacksmiths

<http://www.abana.org/resources/Shop-Insurance.shtml>

Options Include Shop (Property and Liability), Medical, Dental, and Life Insurance

Just for Affiliates:

Here are a few reminders of things we can do to help you right now!!!

- Free Event Calendar listing of events!
- Free Banner Space to advertise events!
- Free Constant Contact emails of events!
- Free Affiliate Map for smiths to find you!
- Free use of the ABANA Curriculum!
- Care packages for your auctions and Iron in the Hats!
- Bulk ABANA Membership discounts!
- Free table space at the ABANA Conferences!

Provide Event details to the:

[ABANA Central Office](#)

Keep Your Contact Info Up to Date

Like always, please update your current Affiliate information. We want visitors to the website to find YOU! We now have an interactive Affiliate map and complete listing. Please let us know if our information is out dated.

Affiliate Relations Chairperson

Ray Nager
867 Morning Star Dr.
Lakeland, FL 33810
Phone: (863) 398-4995
raynager@abana.org

Anvil's Ring Editor

Valerie Ostenak
PO Box 3150
Camp Verde, Az 98406
Phone: 928-554-5567
areditor@abana.org

ABANA Central Office

JoAnn Bentley
259 Muddy Fork Rd.
Jonesborough, TN 37659
Phone: (423) 913-1022
Fax: (423) 913-1023
centraloffice@abana.org

Hammer's Blow Editor

Mark Aspery
P. O. Box 523
Springville, CA 93265-0523
Phone: (559) 539-3351
hbeditor@abana.org

Bulk Membership Rates for Affiliates ONLY:

- 5 pack \$160 Download Details:
- 10 Pack \$300 [Bulk Membership PDF](#)

An Affiliate purchases a batch of vouchers that can be exchanged for a 1-year membership starting from the time the member presents the voucher to the ABANA Central Office. The vouchers expire 2 years after date of issue by the ABANA central office. Contact the Central Office to order yours!

ABANA New and Renewed Membership Form:

Name: _____ Membership ID# _____
for renewals, if known. (Not required)

Street: _____ City: _____ State/Prov: _____

Zip/PC: _____ Country: _____ Phone: (____) _____

Email: _____ Website: _____

New

Renewal Type _____ Amount \$ _____

Card Number _____ Exp. Date _____ CVVS _____
_____/_____

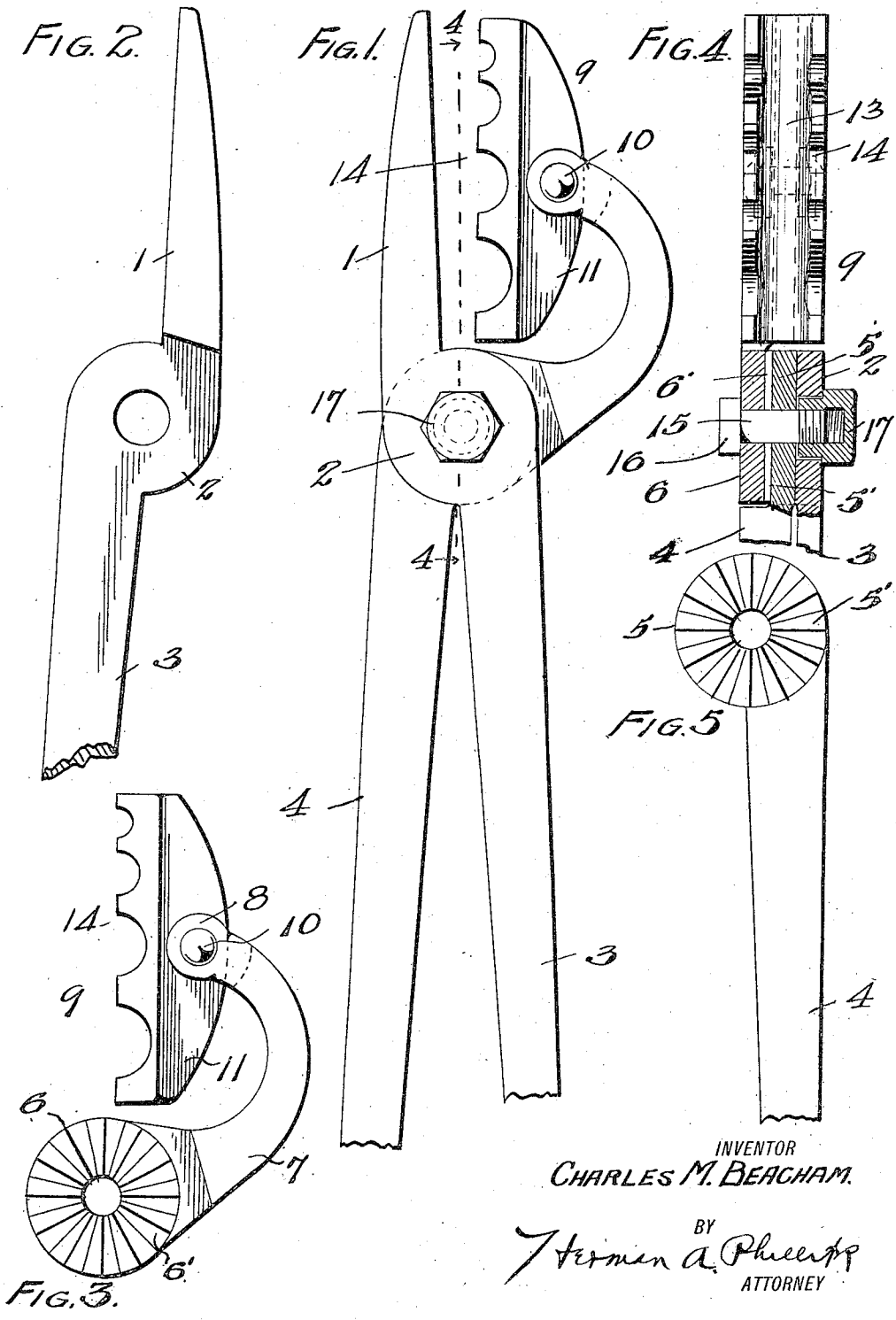
Membership Rates

Type	1 yr	2 yr
Regular	55.00	105.00
Senior	50.00	95.00
Foreign	65.00	125.00
Student(Full Time)	45.00	85.00
Youth (18 and Under)	20.00	
(Hammer's Blow Only - Non Voting Member)		
Contributory	150.00 and UP	
Educational Institute	250.00	

ABANA Affiliate: _____
Credit card orders can be faxed, be sure to sign this form. Fax: 423-913-1023
Mail to: ABANA, 259 Muddy Fork Rd, Jonesborough, TN 37659 USA
(Please pay by Check, U.S. Money Order or Credit Card)
Phone: 423-913-1022 or join online at www.abana.org

1,262,621.

Patented Apr. 16, 1918.



INVENTOR
CHARLES M. BEACHAM.

BY
Hermon A. Phelps
ATTORNEY

UNITED STATES PATENT OFFICE.

CHARLES MILTON BEACHAM, OF MILANO, TEXAS.

BLACKSMITH'S TONGS.

1,262,621.

Specification of Letters Patent.

Patented Apr. 16, 1918.

Application filed December 13, 1917. Serial No. 206,922.

To all whom it may concern:

Be it known that I, CHARLES M. BEACHAM, a citizen of the United States, residing at Milano, in the county of Milam and State of Texas, have invented certain new and useful Improvements in Blacksmiths' Tongs, of which the following is a specification.

My present invention relates to improvements in blacksmiths' tongs, of the crossed handles type and embodying a pivoted jaw piece and adjustable means for governing the relationship between the stationary jaw and the pivoted jaw member, as will be hereinafter pointed out and claimed.

By the utilization of my device I am enabled to handle or manipulate different sizes of rods or bars that are round in cross section because of the series of notches in the pivoted or adjustable jaw, and by adjusting the arm which carries the pivoted jaw, I am enabled to adapt the tool or tongs for manipulating large objects of work without having the crossed handles so far apart as to render handling or manipulation thereof difficult.

In the accompanying drawings I have illustrated one complete example of the physical embodiment of my invention constructed and arranged according to the best mode so far devised for the practical application of the principles of my invention.

The invention consists in certain novel combinations and arrangements of parts as will now be described.

Figure 1 is a view in elevation of a blacksmith's tongs embodying the novel features of my invention, part of the handles being broken away for convenience of illustration.

Fig. 2 is a view of the fixed jaw and its handle portion integral therewith, the part being detached.

Fig. 3 is a detached view showing the pivoted jaw and its adjustable supporting arm.

Fig. 4 is a face view of the pivoted jaw, showing also a transverse sectional portion of the pivot point and clamp members, taken at line 4-4 of Fig. 1.

Fig. 5 is a detached view of the handle and head forming part of the pivoted-jaw member.

In the preferred form of my invention as illustrated in the drawings, the tool is of the crossed handle type and the fixed tongue portion 1 has the usual perforated

head 2 and handle portion 3, the parts forming an integral member.

The complementary handle 4 is provided with a perforated disk 5, and one face of this disk is serrated or provided with radial notches 5' to engage the perforated disk 6 and radial notches 6' of the arm 7. At its end the arm 7 is bifurcated, as indicated at 8 to pivotally support the pivoted jaw 9, through the medium of the pivot bolt 10 passing through these members, a flange 11 on the jaw being provided for attachment to the arm.

The pivoted jaw is preferably formed with a concave face or groove 13 so that rounded objects may be held between the two jaws in position of alinement with the jaws, and in order to hold rounded objects transversely of the jaws I provide pairs of rounded notches 14 extending across the face of the pivoted jaw. These notches will be observed are of various sizes so that various sizes of material may be held between the jaws, in stable position.

The handle 4 and arm 7 are rigidly held together through the medium of the interlocking teeth 5' and 6' on their respective disks, and the bolt 15 permits the tool to be handled in usual manner. The bolt is headed at 16 and extends through the head 2 and the two disks 5 and 6, but it will be noted that the head 2 has a larger head opening or perforation than the other members 5 and 6, to accommodate the lock nut 17 which is seated in this opening and is threaded onto the end of the bolt 15.

By screwing upon the nut 17 it will be apparent that the two disks 5 and 6 are engaged through their radial teeth and the handle, 4 and arm 7 are held in rigid relationship to co-act with the handle 3 and its jaw 1. To adapt the tongs to different thicknesses of material, the nut is loosened sufficiently to permit disengagement of the two sets of teeth and then the arm 7 is swung on its pivot bolt 15, inwardly or outwardly, as the case may be, to adjust the relationship between the pivoted jaw and the fixed jaw, and then the nut is again tightened, and the two handles will co-act to grip an object between the jaws as will be apparent.

It will readily be seen that a tool made according to this invention is facile, dura-

ble, and efficient in performing the functions for which it is intended, and the device of the invention provides a meritorious and desirable implement for those interested in this art.

What I claim is:—

A blacksmith's tongs comprising an integral jaw perforated head and handle, combined with a radially toothed open center disk having a handle attached, an adjustable arm having a perforated, radially

toothed disk, a bolt passed through said head and disks, a nut extending into the perforated head to receive the bolt and form a bearing for the head, and a jaw pivoted in the arm.

In testimony whereof I affix my signature in the presence of two witnesses.

CHARLES MILTON BEACHAM.

Witnesses:

MAMIE GANDY,
O. L. KIDD.

Copies of this patent may be obtained for five cents each, by addressing the "Commissioner of Patents, Washington, D. C."

OPPOSITE PAGE: Tom the Blacksmith from Wimberley brought an amazing grill for Show & Tell at the August meeting of Balcones Forge. photos by Vince Herod




A Champion Among Us! By John Steel

A Champion Blower #400 has six sets of bearings that make it operational. One of the parts in the bearings that fail is the cage that holds the ball bearings. The failure happens when the cage disintegrates and interferes with the smooth operation of the ball bearings. The old style blowers have removable caps


so you can grease and adjust the bearings. This step is extremely important in keeping the blower functioning properly.

Finding replacement bearings can be extremely challenging however, using a coaster brake, Shimado #89 Large D type, just may be your solution. The other solution can be filling the race with 1/4" steel ball bearings, it will work without a cage. You will need extra patience to perform this task. This is only one tip/solution to a wiggly impeller.




Left -Six bearing locations

Learn more about your Champion Blower at John Groll's during the March meeting!



Complete Bearing



Top Left -Inner and outer race, Center-Cage with ball bearings, Right-Shimado #89 Large D Type Bottom Left -Inner race



Project Time Again For Balcones Forge!

*Hotter than a fire pit!
More powerful than a raging elephant!
Breathes like a dragon!*

It's SUPERFORGE!

Yessir, boys and girls, those crazy blacksmiths at Balcones Forge have decided to build one, two, three, four, five, six, seven, eight, nine, TEN shiny new coal forges! It has been a long time since we undertook a major project like this. Ten new coal forges is a tall order. This is one of those opportunities that looks a lot like work!

The heart of any coal forge is the fire pot. It is also, of course, the most expensive part of a coal forge! Fortunately, our President, Jerry Whitley, has worked with Centaur Forge of New Braunfels to get us a great pricing deal on ten Centaur Vulcan fire pots. This a high quality, deep, rectangular pot that should give us many years of good service. I have a Vulcan pot in my own coal forge and I especially find the depth useful when forge welding. If you order tools or coal from the folks at Centaur, remember to thank them for their help.


The plan discussed at our August meeting in San Marcos is to have the sheet metal pan part of the forges water jet cut and bent to shape for us. Depending on the price, we will have it welded at the same time, or weld it ourselves. Exact leg placement and design is still under discussion at this point, but we are certainly capable of welding on the legs!

The design for our new forges is mostly based on my own coal forge which many of you have used at our Bluebonnet Demos. It is a plain and sturdy design that has satisfied all of our demonstrators.

Next up will be the quest for ten hand-cranked blowers. The reason for hand-cranked blowers, rather than electric blowers, is that we expect to also use these forges for public demonstrations where we show old-time historical blacksmithing and where

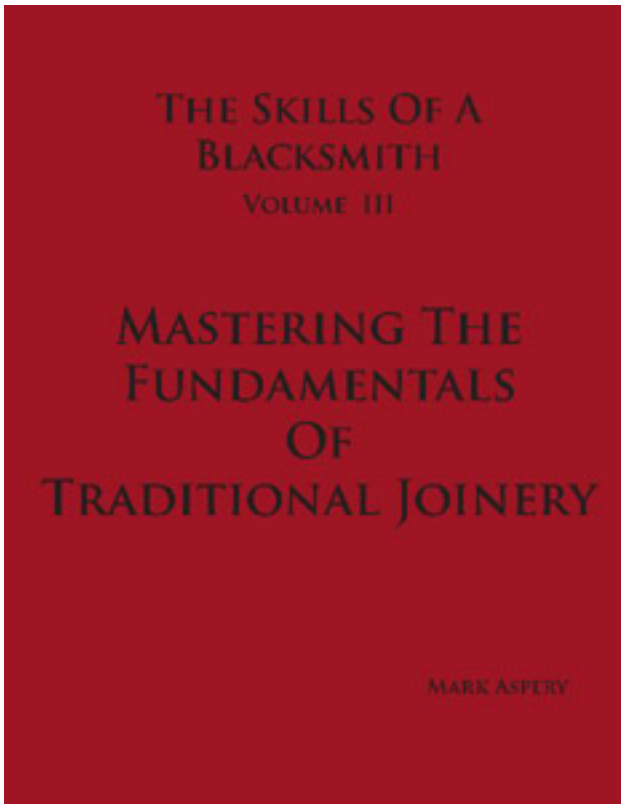
electricity is not available. We hope for these blowers to be in nice condition, ready to use, on stands. (I know that's a big order!) Ask your friends, check out some local auctions, and check with other blacksmiths. When you get a lead on a blower in nice shape, call Jerry Whitley at 210-288-3961. With all of us looking, we will find ten good ones before the next Bluebonnet Demo in April!

John Crouchet



LORI SEARS 8/13 830.265.1900

ORIGINAL



MARK ASPERY'S NEW BOOK

The Skills of a Blacksmith, Volume III, Mastering the Fundamentals of Traditional Joinery guides the blacksmith in developing the technical skills and understanding required for forging traditional joints.

Mark Aspery's concise step-by-step descriptions complement over 1,600 crisp photographs that take the smith from developing the tooling through to the completed joinery project.

At 368 pages, this book complements the previous two books in The Skills of a Blacksmith series.

11.25" x 8.75", 368 pages, 1600 photos.

Return Service Requested

